

A diagram showing a large green circle representing a container. Inside the circle, at the bottom center, is an orange rectangular component. The component has a small green rectangular feature at its top center. A dashed line within the orange rectangle indicates a specific area, with the label '16mm' placed above it and '25mm' placed to its right, indicating dimensions.

Cup colour



Cup colour	Percentage
White	100%

The diagram shows a container divided into three horizontal sections. The top section is green and has a width of 45mm. The middle section is orange and has a width of 50mm and a height of 20mm. The bottom section is white and has a width of 35mm and a height of 30mm. Dashed lines indicate the internal dimensions of each section.


Diagram of a 100 ml measuring cup showing dimensions for label placement:

- Top green lid: 45mm wide.
- Orange band: 50mm wide, 20mm high.
- White body: 35mm wide, 30mm high (for the bottom label area).

SIDE 2

10/10

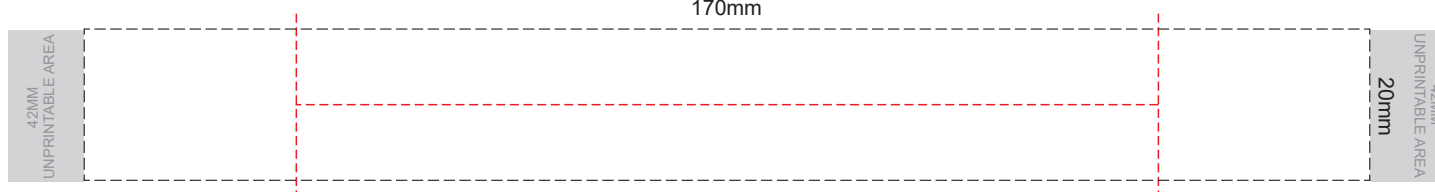
11













































A green mound with an orange pipe-like structure on top.

42mm  
UNPRINTABLE AREA

170mm

Red Line = Exact opposites of the product  
(centre artwork to the red line)



Cup colour	Flip colour	Lid colour	Band colour
			
			
			
			
			
			
			
			
			
			
			
			
			
			

100% of Actual Size  
Silicone Digital Print  
Debossed

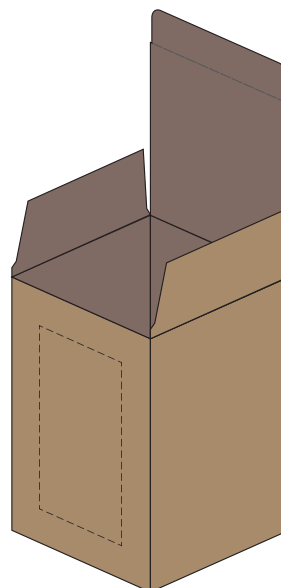



SIDE 1



SIDE 2

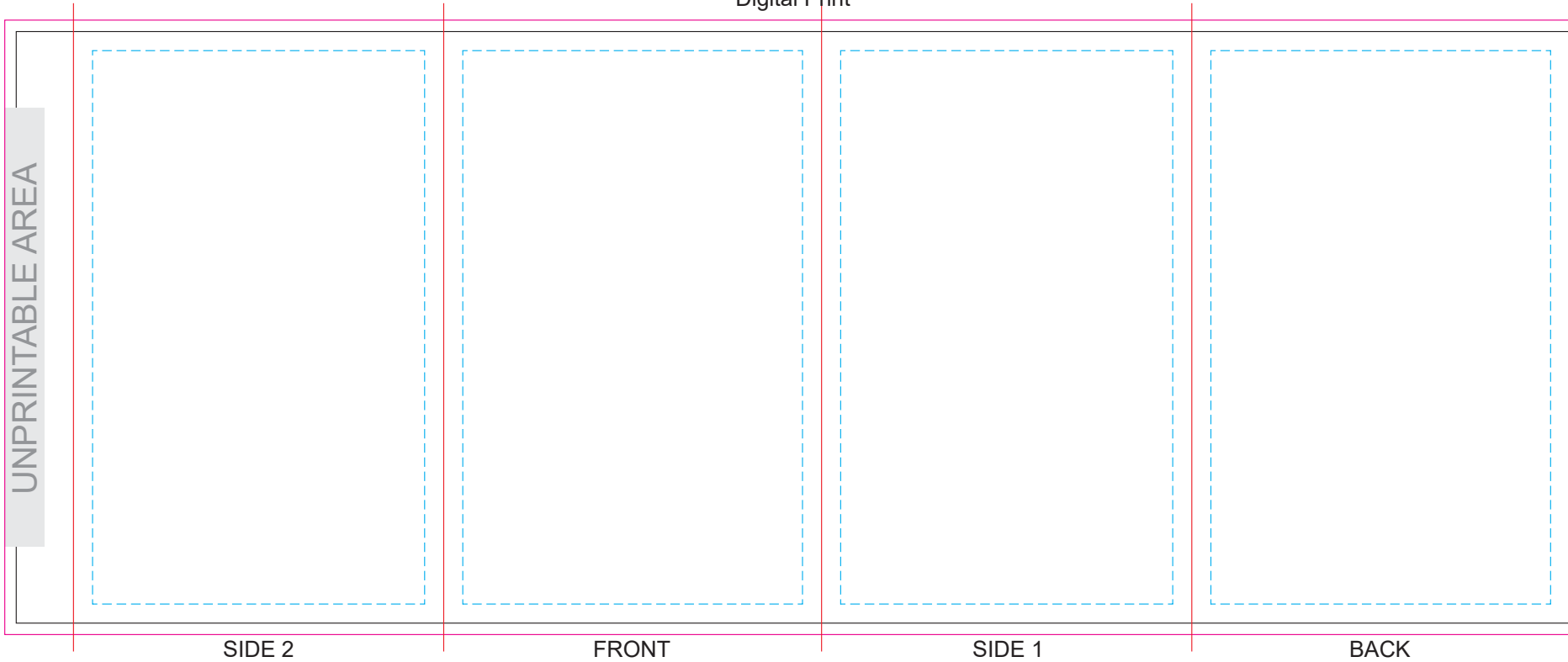
100% of Actual Size  
Digital Packaging Print  
FRONT



Artwork will be printed directly onto the product via CMYK printing (no white),  
colours will not be vibrant due to white ink not being available for this process.

# GIFT BOX SLEEVE

60% of Actual Size  
Digital Print



Blue Line = The SIGNIFICANT PRINT AREA  
(Keep all critical images & text within this box)

Black Line = Maximum print area

Pink Line = Bleed off to here

Red Line = Fold Line

